

Arubah Community Clinic

2015 Annual Report A Year of Growth

Direct Results:

The Catalyst:




Your generous gifts of time, talent and treasure - including raising more than \$100,000 during our 2015 Healthy Laughs, Healthy Lives fundraiser - gave us tools needed to take the next steps in providing our services!

The Impact:

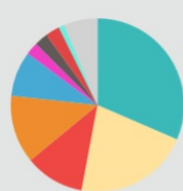


Added a new clinic the third Saturday of each month, increasing our reach!



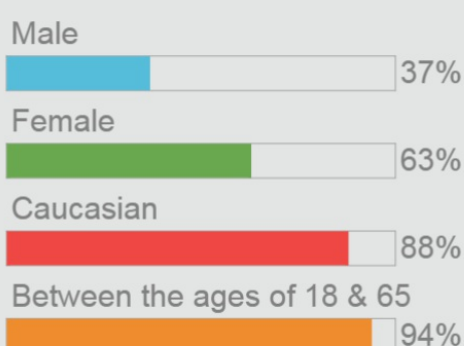
Added appointment-only daytime care for follow-up patients resulting in more open slots during the evening and Saturday clinics for new patients!

Who Did We Serve in 2015?



Collinsville (31%) Owasso (21%) Skiatook (11%)
 Tulsa (13%) Claremore (8%) Sperry (2%)
 Oologah (3%) Talalah (3%) Broken Arrow (1%)
 Other (6%)

Where Do They Live?



Who Are They?

Our patients are hard-working adults who have found themselves without health insurance and access to regular care. We provide them with a medical home and continuum of care, that restores health, hope and dignity.

Stewardship



Fundraising Expenses (15%) Program Expenses (52%)
 Operating Expenses (33%)

Expenses



Donated Goods (7%) In-Kind Provider Services (8%)
 Church Contributions (5%) Corporate Contributions (7%)
 Individual Contributions (29%) Fundraising (34%)
 Grants (10%)

Income Sources



Through careful strategic growth, we were able to increase our impact and serve 559 individual patients during 108 clinics for a total of 1,272 patient visits.

And we are not close to being finished! So far in 2016, we have implemented a diabetes education program and plan to add more education in healthy living.

Ranging from doctors to prayer warriors, Arubah owes its success to the countless dedicated volunteers serving as the hands, feet and heart of the organization.

1,906
Volunteer Hours
 \$52,402
Donated Value!

Our Vision is to develop a community where health and hope have been restored to those unable to obtain healthcare.



Together, our donors and volunteers make it happen!

